



lumini Solucoes em Iluminacao LTDA
www.lumini.com.br
Email:laboratorio@lumini.com.br
Tel:+55 11 3437-5555 Fax:+55 11 3437-5555
Address:Rua Ferreira Viana, 716 - Socorro - São Paulo/SP

lumini

LumCAT:

Luminaire: low h

LampCAT: modulo led tr 5W 27K irc90

Ballast type:

Report No:

Voltage(V): 125.0000

Test No:

Current(A): 0.0400

Number of Lamps: 1

Power (W): 5.0000

Lamp flux(lm): 282.0

PF: 0.0000

Length(mm): 85

Width(mm): 40

Phm Type: C

Height(mm): 0

Photometric Results

Lumens(lm): 39.48, Efficiency(%): 14.00% , Luminous Efficacy(lm/W): 7.90

Central intensity(cd): 0.143, Maximum intensity(cd): 15.574

Angle of maximum intensity: C=0.0 γ =36.0

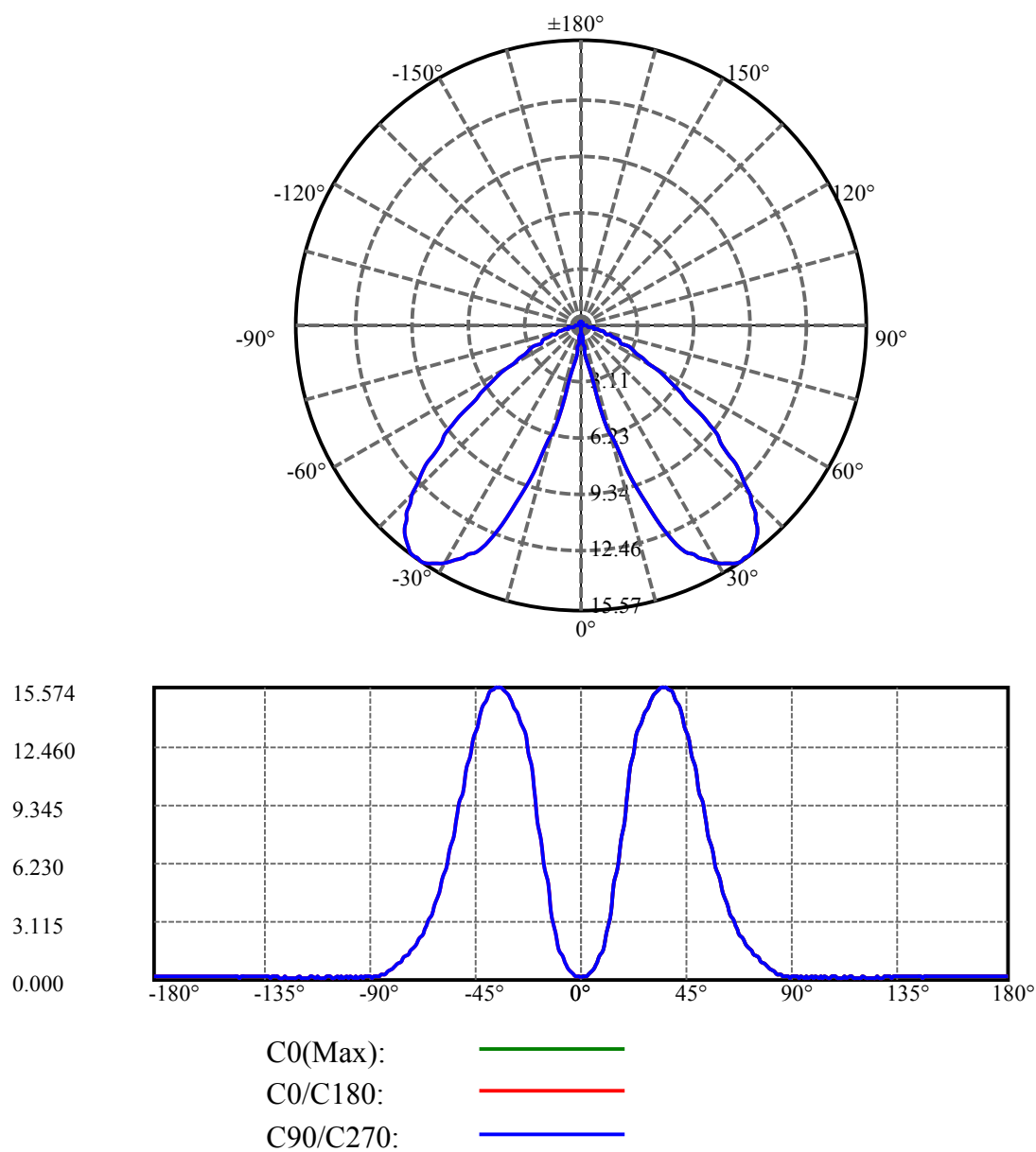
Beam angle of C0 plane : 180.18

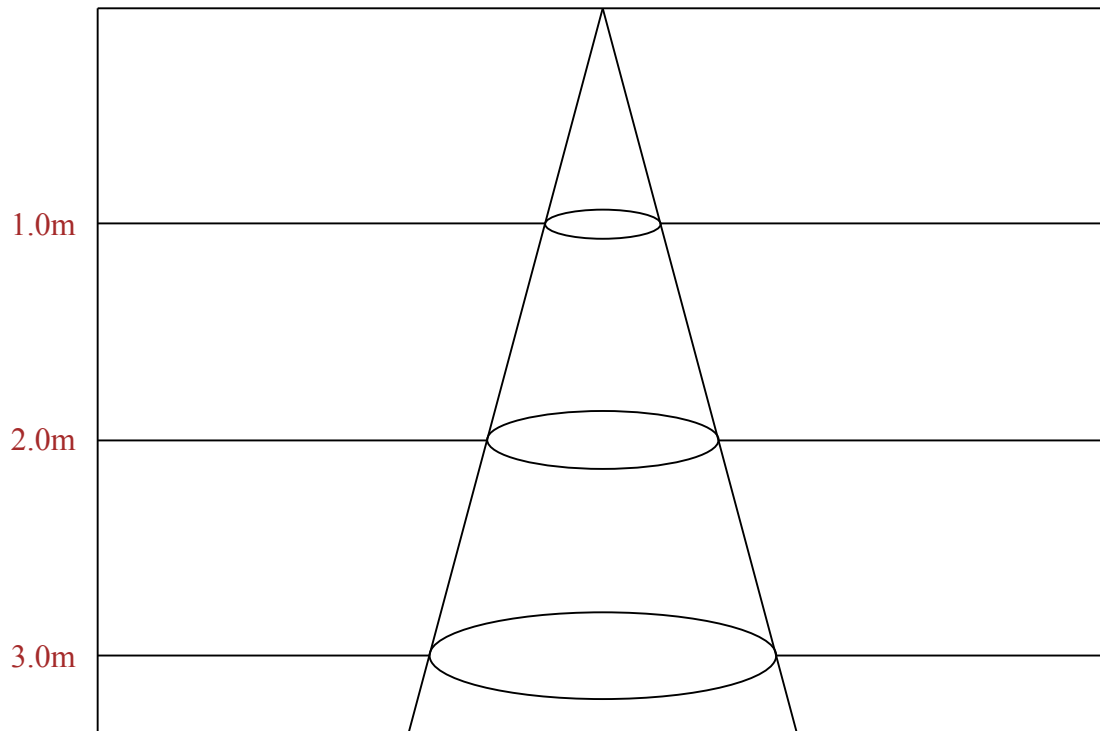
Aveage BeamAngle(IEC 61341):180.18

Equipment: equipamento lumini
Temperature(°C): 25.0

Date: 17/12/2024
Humidity(%): 74.0%

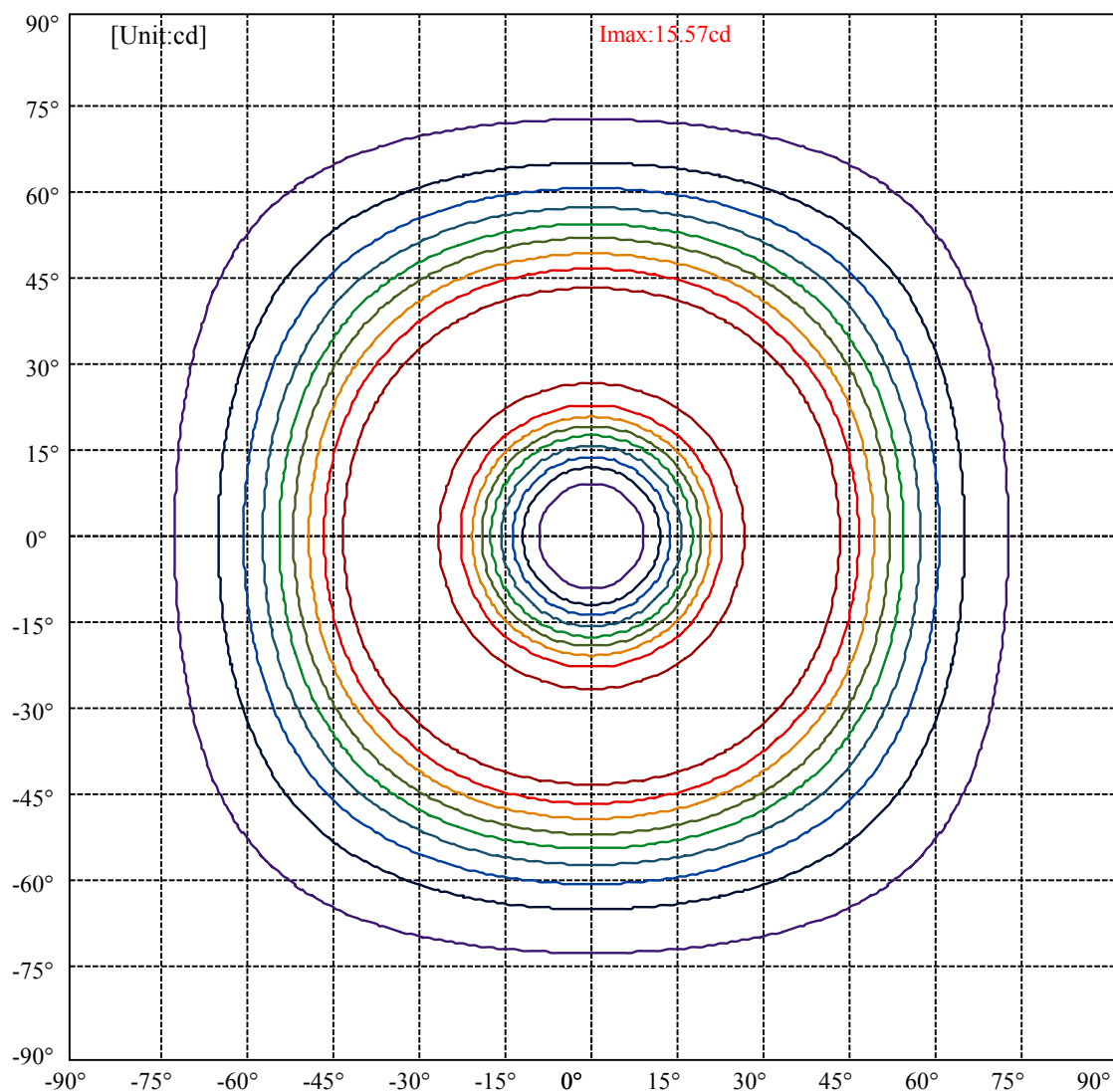
Operator: 01
Distance(m): 6.90





Max , Ave

Beam angle of C0 plane 180.18



(10%Imax)	1.55744	—
(20%Imax)	3.11488	—
(30%Imax)	4.67233	—
(40%Imax)	6.22977	—
(50%Imax)	7.78721	—
(60%Imax)	9.34465	—
(70%Imax)	10.9021	—
(80%Imax)	12.4595	—
(90%Imax)	14.017	—

lumini

Luminance Limiting Curve(no luminous side)

Appendix Page: 5 Total:6

Luminance Table

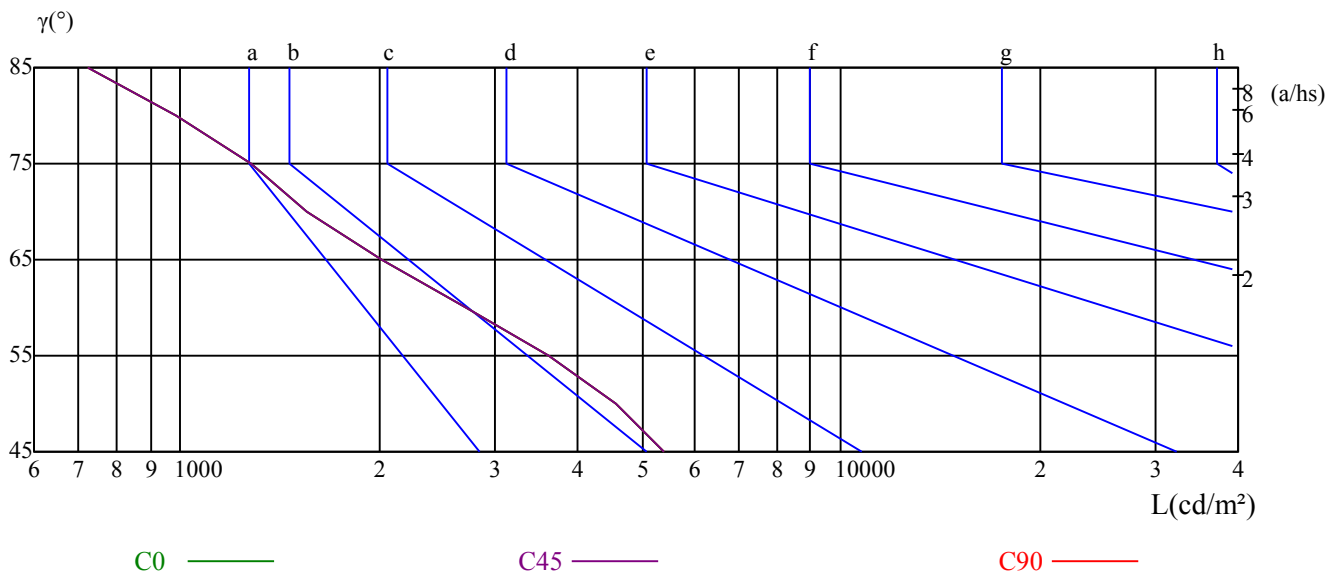
γ	45	50	55	60	65	70	75	80	85
C0	5409	4567	3613	2713	2021	1556	1278	988	723
C45	5409	4567	3613	2713	2021	1556	1278	988	723
C90	5409	4567	3613	2713	2021	1556	1278	988	723

L(Hor)(65)	L(Ver)(65)	L45(65)	L(Hor)(75)	L(Ver)(75)	L45(75)	L(Hor)(85)	L(Ver)(85)	L45(85)
2021	2021	2021	1278	1278	1278	723	723	723

Glare Table

Glare	Quality	Service Values Illuminance(lx)							
1.15	A	2000	1000	500	≤ 300				
1.5	B		2000	1000	500	≤ 300			
1.85	C			2000	1000	500	≤ 300		
2.2	D				2000	1000	500	≤ 300	
2.55	E					2000	1000	500	≤ 300
		a	b	c	d	e	f	g	h

Luminance Limiting Curve



Equipment: equipamento lumini
Temperature($^{\circ}\text{C}$): 25.0

Date: 17/12/2024
Humidity(%): 74.0%

Operator: 01
Distance(m): 6.90

Illumination assessment according UGR											
Rf of Ceiling	70	70	50	50	30	70	70	50	50	30	
Rf of Wall	50	30	50	30	30	50	30	50	30	30	
Rf of Floor	20	20	20	20	20	20	20	20	20	20	
Room dimensions		Viewed crosswise					Viewed endwise				
X	Y										
2H	2H	19.70	21.24	20.10	21.60	21.98	23.25	24.78	23.65	25.15	25.53
	3H	19.78	21.16	20.20	21.55	21.95	23.61	24.98	24.03	25.37	25.77
	4H	19.76	21.04	20.20	21.45	21.87	23.69	24.97	24.12	25.37	25.80
	6H	19.73	20.91	20.17	21.33	21.78	23.73	24.92	24.18	25.34	25.79
	8H	19.67	20.81	20.12	21.24	21.70	23.70	24.84	24.15	25.26	25.72
	12H	19.62	20.71	20.07	21.15	21.61	23.65	24.74	24.11	25.18	25.65
4H	2H	20.84	22.12	21.27	22.53	22.95	23.58	24.86	24.01	25.26	25.69
	3H	21.12	22.19	21.58	22.63	23.10	24.07	25.14	24.53	25.58	26.04
	4H	21.21	22.15	21.69	22.62	23.11	24.26	25.20	24.73	25.66	26.16
	6H	21.16	22.00	21.67	22.49	22.99	24.30	25.13	24.80	25.62	26.12
	8H	21.14	21.92	21.65	22.41	22.93	24.29	25.07	24.81	25.57	26.09
	12H	21.11	21.83	21.62	22.32	22.88	24.28	25.00	24.80	25.49	26.05
8H	4H	21.43	22.21	21.94	22.70	23.22	24.27	25.05	24.78	25.54	26.06
	6H	21.43	22.08	21.96	22.59	23.15	24.34	24.99	24.87	25.50	26.06
	8H	21.46	22.04	22.02	22.59	23.13	24.40	24.97	24.95	25.52	26.06
	12H	21.43	21.91	21.99	22.47	23.03	24.38	24.86	24.94	25.42	25.98
12H	4H	21.43	22.15	21.95	22.64	23.20	24.24	24.97	24.76	25.45	26.01
	6H	21.49	22.06	22.04	22.62	23.16	24.36	24.93	24.91	25.48	26.03
	8H	21.49	21.98	22.05	22.53	23.10	24.38	24.87	24.94	25.42	25.98
Variation with the observer position at spacings:											
S = 1.0H		0.5/-0.8					0.5/-0.8				
S = 1.5H		1.1/-2.1					1.1/-2.1				
S = 2.0H		2.6/-2.9					2.6/-2.9				
Standard tables:		BK2					BK2				
Uncorrected UGR		0.6					0.6				

依据CIE Publ. 117 计算 UGR, S/H = 0.25